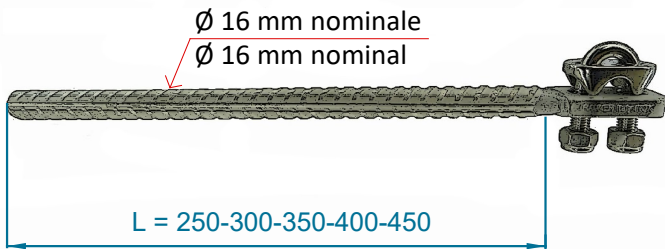




VIA FERRATA

**FITTONI IN BARRA NERVATA Ø 16 - acciaio inox AISI 304
PER TRATTI ORIZZONTALI E OBLIQUI**
**RIBBED BAR ANCHOR Ø 16 - Stainless steel AISI 304
FOR HORIZONTAL AND DIAGONAL SECTIONS**
**PITON EN BARREAU FILETÉ Ø 16 - inoxydable AISI 304
POUR TRAITS HORIZONTAUX ET OBLIQUES**
**ANCLAJE EN BAR ACANALADO Ø 16 - inox AISI 304
PARA TRAYECTORIAS HORIZONTALES Y OBLICUOS**



L 250 mm = Art. 459*
L 350 mm = Art. 461*
L 450 mm = Art. 463*

L 300 mm = Art. 460*
L 400 mm = Art. 462*

Dopo la resinatura, non toccare più l'ancoraggio piazzato e utilizzarlo non prima che siano trascorse 24 ore, meglio ancora se non almeno dopo 2/3 giorni (dipende dalla temperatura ambiente...). Rispettare comunque le indicazioni stabilite dalla fabbrica della resina utilizzata.

After the resin, do not touch the anchor and use it no earlier than 24 hours, even better if after 2/3 days (dependent on ambient temperature...). Please, comply with the directions set by the factory of the resin used.

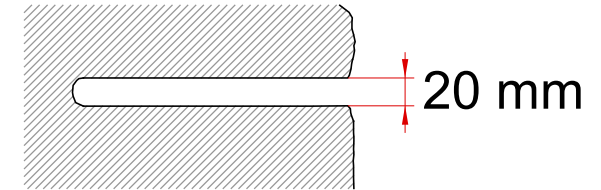
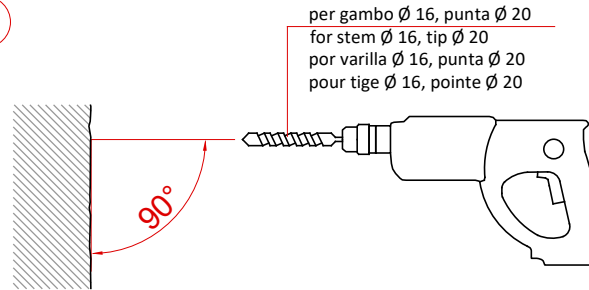
Después de aver colocado el anclaje con la resina, no toque el anclaje y utilizarlo no antes de 24 horas, aún mejor si no menos después de 2/3 días (dependiendo de la temperatura ambiente...). Respetar las instrucciones de la resina utilizada, como escrito en las hoja técnicas del producto.

Après la résine, ne touchez pas l'ancre et l'utiliser placé au plus tôt 24 heures, encore mieux si pas moins après 2/3 jours (en fonction de la température ambiante ...). Toujours se conformer aux orientations fixées par l'usine de la résine utilisée.

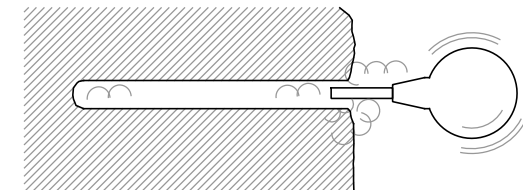
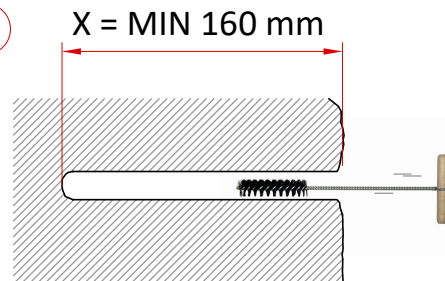
INSTALLAZIONE CON RESINA
INSTALACIÓN CON RESINA

INSTALLATION WITH RESIN
INSTALLATION AVEC RÉSINE

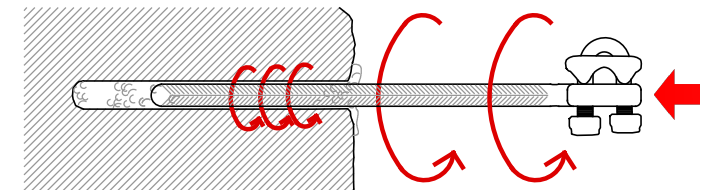
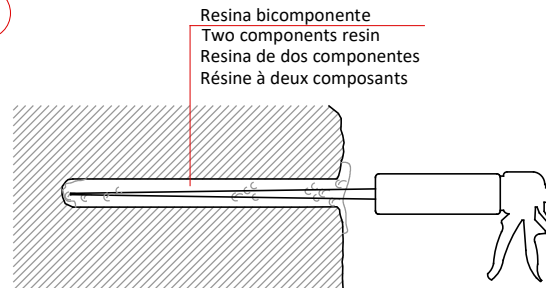
1



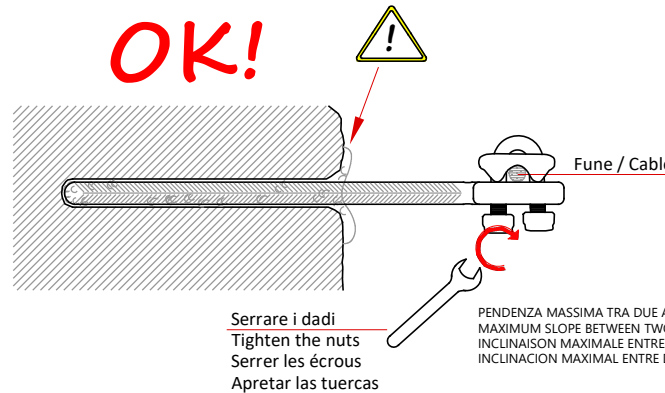
2



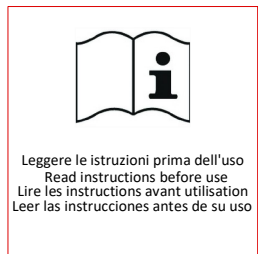
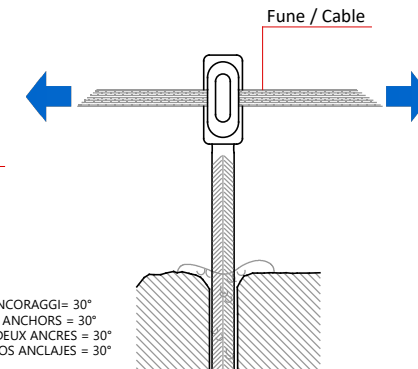
3



OK!



PENDENZA MASSIMA TRA DUE ANCORAGGI = 30°
MAXIMUM SLOPE BETWEEN TWO ANCHORS = 30°
INCLINACIÓN MÁXIMA ENTRE DOS ANCLAJES = 30°
INCLINAISON MAXIMALE ENTRE DEUX ANCRÉS = 30°



Direzione del carico
Load direction
Direction de la charge
Dirección de la carga

ART. 459* - ART. 460* - ART. 461* - ART. 462* - ART. 463*